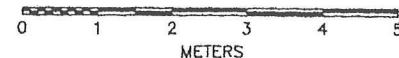


THIS DRAWING AND THE DESIGN IT COVERS ARE CONFIDENTIAL AND THE PROPERTY OF PROPAC SYSTEMS LTD., AND SHALL NOT BE DISCLOSED TO OTHERS OR REPRODUCED IN ANY MANNER OR USED FOR ANY PURPOSE WHATSOEVER WITHOUT THE WRITTEN CONSENT OF PROPAC.

DRAWING LIMIT N. 110.000



NOTES:

1. ALL ELECTRICAL WORK SHALL BE DONE IN ACCORDANCE WITH THE CANADIAN ELECTRICAL CODE AND LOCAL REGULATIONS.
2. CONTRACTOR TO SITE MEASURE CABLE RUNS BEFORE CUTTING CABLES.
3. INSTALL CABLE TRAYS TO COME WITH BLIND END & DROP-OUTS AS REQUIRED.
4. INSTALL COVERS FOR CABLE TRAYS WHERE REQUIRED FOR PROTECTION.

DRAWING LIMIT W. 54.500

METER BUILDING

VT 501  
AC-VT501

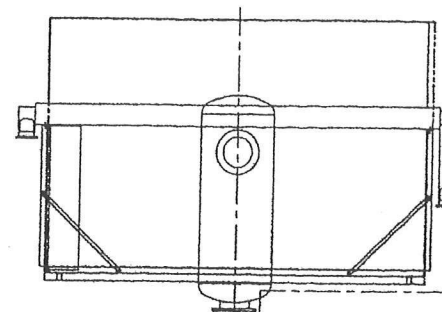
450  
600mm TRAY

150mm TRAY

C-K530

P-K530A

P-K530B



GENERATOR BUILDING

600mm TRAY

CC-SD-002 CC-HD-002

TO SMOKE & HEAT DETECTORS

MF-100-1  
MF-100-2  
MF-100-3  
MF-100-4

300mm TRAY

MF-101  
P-K530A  
P-K530B  
C-K530

DIESEL TANK

150mm TRAY

300mm TRAY  
EL. 100.000

300mm TRAY

900mm

900mm POWER & CONTROL TRAY EL. 100.000

900mm INSTRUMENTATION TRAY EL. 100.000


P-K530A	C-P740A	MF-100-1
P-K530B	C-P740B	MF-100-2
P-P740A	C-K530	MF-100-3
P-P740B		MF-100-4
P-TR300-1		MF-101
P-HTR780A		
P-HTR780B		

AC-VT501	P-P740A	AC-LT713
AC-LT713	P-P740B	CC-LSH780
CC-LSH780	C-P740A	CC-LSH780
CC-LSH780	C-P740B	CC-LSL780
CC-LSL780	P-TR300-1	CC-700-01
CC-500-01	P-HTR780A	CC-SD-003
CC-700-01	P-HTR780B	DI-001
CC-SD-002		
CC-SD-003		
CC-HD-002		
DATAHIGHWAY		

MF-100-1
MF-100-2
MF-100-3
MF-100-4
MF-101
P-K530A
P-K530B
C-K530
AC-VT501
CC-SD-002
CC-HD-002

MF-001-1	MF-001-7
MF-001-2	MF-001-8
MF-001-3	MF-001-9
MF-001-4	MF-001-10
MF-001-5	MF-001-11
MF-001-6	MF-001-12

KATO GENERATOR  
TO TTI PANEL



MAR 15 2001

DRAWING LIMIT N. 87.100

GENERAL NOTES		GENERAL NOTES		REVISION		BY		DATE		CKD		ENG	
1		ISSUED FOR CONSTRUCTION		J.YEE		01/02/20		RTL		MW			
A		ISSUED FOR CLIENT APPROVAL		J.YEE		01/02/05							
DATE: 2001.03.12 3:04pm		FILE NAME: J:\Jobs\00\0204\ELC\FIELD\D-ELC-00204-4155-02.dwg		No.									

APPROVED		DRAWN	
MECH/STRUCT.	BY	H.HUYNH	
DATE	DATE	100/12/06	
ELECTRICAL	M.WILLIAMS	CHECKED	
DATE	01/02/20	BY	R.LANDALE
PROJECT	DATE	01/02/20	
DATE		SCALE	1:50

BP CANADA ENERGY COMPANY

CALLUM GAS PLANT

ELECTRICAL

AREA 4155 POWER & CONTROL LAYOUT

DWG. No. D-ELC-00204-4155

SHEET 2

REV. 1

PROPAC  
440 East Lake Road,  
Postal Bag #2  
Airdrie, Alberta  
Canada T4B 2C3